



Figure similar

SIMATIC S7-1200 G2: compact CPU 1212C DC/DC/DC; power supply: DC 20.4-28.8 V DC; onboard I/O: 8x DI 24 V DC; 6x DO 24 V DC; memory: program 150 KB data: 500 KB, retentivity: 20 KB

General information	
Product type designation	CPU 1212C DC/DC/DC
Firmware version	V4.1
<ul style="list-style-type: none"> FW update possible 	Yes
Product function	
<ul style="list-style-type: none"> I&M data 	Yes; I&M0 to I&M3
<ul style="list-style-type: none"> Isochronous mode 	Yes; For PROFINET only
<ul style="list-style-type: none"> SysLog 	Yes
Engineering with	
<ul style="list-style-type: none"> Programming package 	STEP 7 V21 or higher
Supply voltage	
Rated value (DC)	
<ul style="list-style-type: none"> 24 V DC 	Yes
permissible range, lower limit (DC)	20.4 V
permissible range, upper limit (DC)	28.8 V
Reverse polarity protection	Yes
Input current	
Current consumption (rated value)	125 mA; CPU only
Current consumption, max.	700 mA; CPU with all expansion modules
Inrush current, max.	12 A; at 28.8 V DC
I^2t	0.5 A ² ·s
Output current	
for backplane bus (5 V DC), max.	1 000 mA; Max. 5 V DC for SM and CM
Encoder supply	
24 V encoder supply	
<ul style="list-style-type: none"> 24 V 	Yes; L+ minus 4 V DC min.
<ul style="list-style-type: none"> Short-circuit protection 	Yes
<ul style="list-style-type: none"> Output current, max. 	300 mA
Power loss	
Power loss, typ.	3 W
Memory	
Work memory	
<ul style="list-style-type: none"> integrated 	650 kbyte
<ul style="list-style-type: none"> integrated (for program) 	150 kbyte
<ul style="list-style-type: none"> integrated (for data) 	500 kbyte

Load memory	
<ul style="list-style-type: none"> integrated 	8 Mbyte
<ul style="list-style-type: none"> Plug-in (SIMATIC Memory Card), max. 	32 Gbyte; with SIMATIC memory card
Backup	
<ul style="list-style-type: none"> present 	Yes
<ul style="list-style-type: none"> maintenance-free 	Yes
<ul style="list-style-type: none"> without battery 	Yes
CPU processing times	
for bit operations, typ.	37 ns; / instruction
for word operations, typ.	30 ns; / instruction
for floating point arithmetic, typ.	74 ns; / instruction
CPU-blocks	
Number of elements (total)	4 000; Blocks (OB, FB, FC, DB) and UDTs
OB	
<ul style="list-style-type: none"> Number of free cycle OBs 	100
<ul style="list-style-type: none"> Number of time alarm OBs 	20
<ul style="list-style-type: none"> Number of delay alarm OBs 	20
<ul style="list-style-type: none"> Number of cyclic interrupt OBs 	20; with minimum OB 3x cycle of 1 ms
<ul style="list-style-type: none"> Number of process alarm OBs 	50
<ul style="list-style-type: none"> Number of DPV1 alarm OBs 	3
<ul style="list-style-type: none"> Number of isochronous mode OBs 	1
<ul style="list-style-type: none"> Number of startup OBs 	100
<ul style="list-style-type: none"> Number of asynchronous error OBs 	4
<ul style="list-style-type: none"> Number of synchronous error OBs 	2
<ul style="list-style-type: none"> Number of diagnostic alarm OBs 	1
Data areas and their retentivity	
Retentive data area (incl. timers, counters, flags), max.	20 kbyte
Flag	
<ul style="list-style-type: none"> Size, max. 	8 kbyte; Size of bit memory address area
Local data	
<ul style="list-style-type: none"> per priority class, max. 	64 kbyte; max. 16 KB per block
Address area	
I/O address area	
<ul style="list-style-type: none"> Inputs 	1 kbyte; All inputs are in the process image
<ul style="list-style-type: none"> Outputs 	1 kbyte; All outputs are in the process image
Process image	
<ul style="list-style-type: none"> Inputs, adjustable 	1 kbyte
<ul style="list-style-type: none"> Outputs, adjustable 	1 kbyte
Hardware configuration	
Number of modules per system, max.	6
<ul style="list-style-type: none"> number of expansion boards (SB, CB, BB) 	1
<ul style="list-style-type: none"> number of signal modules (SM) 	6; depends on the number of CMs
<ul style="list-style-type: none"> number of communications modules (CM) 	3
Time of day	
Clock	
<ul style="list-style-type: none"> Hardware clock (real-time) 	Yes
<ul style="list-style-type: none"> Backup time 	480 h; Typical
<ul style="list-style-type: none"> Deviation per day, max. 	2 s; at 25 °C
Clock synchronization	
<ul style="list-style-type: none"> on Ethernet via NTP 	Yes
Digital inputs	
Number of digital inputs	8; Integrated
<ul style="list-style-type: none"> of which inputs usable for technological functions 	8; HSC (High Speed Counting)
Sourcing/sinking input	Yes
Number of simultaneously controllable inputs	
all mounting positions	
— up to 40 °C, max.	8
Input voltage	

<ul style="list-style-type: none"> Rated value (DC) for signal "0" for signal "1" 	24 V 5 V DC or 0.5 mA 15 V DC at 2.5 mA
Input delay (for rated value of input voltage)	
for standard inputs	
— parameterizable	0.1 / 0.2 / 0.4 / 0.8 / 1.6 / 3.2 / 6.4 / 10.0 / 12.8 / 20.0 µs; 0.05 / 0.1 / 0.2 / 0.4 / 0.8 / 1.6 / 3.2 / 6.4 / 10.0 / 12.8 / 20.0 ms
— at "0" to "1", min.	0.1 µs
— at "0" to "1", max.	20 µs
for interrupt inputs	
— parameterizable	Yes
for technological functions	
— parameterizable	single phase: 6 HSCs @ 100 kHz & 2 standard @ 30 kHz, quadrature phase: 6 HSCs @ 80 kHz & 2 standard @ 20 kHz
Cable length	
<ul style="list-style-type: none"> shielded, max. unshielded, max. 	500 m; 50 m for technological functions 300 m; for technological functions: No
Digital outputs	
Number of digital outputs	6; 20 kHz or 100 kHz
<ul style="list-style-type: none"> of which high-speed outputs 	4; 100 kHz (Qa.0 - Qa.3)
Limitation of inductive shutdown voltage to	L+ (-40 V)
Switching capacity of the outputs	
<ul style="list-style-type: none"> with resistive load, max. on lamp load, max. 	0.5 A 5 W
Output voltage	
<ul style="list-style-type: none"> for signal "0", max. for signal "1", min. 	0.1 V; with 10 kOhm load 20 V
Output current	
<ul style="list-style-type: none"> for signal "1" rated value for signal "0" residual current, max. 	0.5 A 10 µA
Output delay with resistive load	
<ul style="list-style-type: none"> "0" to "1", max. "1" to "0", max. 	1 µs; of the pulse outputs (Q a.0 to Q a.3), max. 1.0 µs; of the standard outputs (Qa.4 to Qa.5), max. 50 µs; 3 µs; of the pulse outputs (Q a.0 to Q a.3), max. 3.0 µs; of the standard outputs (Qa.4 to Qa.5), max. 200 µs;
Switching frequency	
<ul style="list-style-type: none"> of the pulse outputs, with resistive load, max. 	100 kHz; 100 kHz max. (Qa.0 - Qa.3), 20 kHz max. (Qa.4 - Qa.5)
Relay outputs	
<ul style="list-style-type: none"> Number of relay outputs 	0
Cable length	
<ul style="list-style-type: none"> shielded, max. unshielded, max. 	500 m 150 m
Analog inputs	
Number of analog inputs	0
Analog outputs	
Number of analog outputs	0
Encoder	
Connectable encoders	
<ul style="list-style-type: none"> 2-wire sensor 	Yes
1. Interface	
Interface type	PROFINET
Isolated	Yes
automatic detection of transmission rate	Yes
Autonegotiation	Yes
Autocrossing	Yes
Interface types	
<ul style="list-style-type: none"> RJ 45 (Ethernet) <ul style="list-style-type: none"> Transmission rate, max. Number of ports integrated switch 	Yes; X1 100 Mbit/s 2 Yes

Protocols	
• IP protocol	Yes; IPv4
• PROFINET IO Controller	Yes
• PROFINET IO Device	Yes
• SIMATIC communication	Yes
• Open IE communication	Yes; Optionally also encrypted
• Web server	Yes
• Media redundancy	Yes
PROFINET IO Controller	
• Transmission rate, max.	100 Mbit/s
Services	
— PG/OP communication	Yes; encryption with TLS V1.3 pre-selected
— Isochronous mode	Yes
— IRT	Yes
— PROFIenergy	Yes; per user program
— Prioritized startup	Yes
— Number of IO devices with prioritized startup, max.	16
— Number of connectable IO Devices, max.	31
— Of which IO devices with IRT, max.	31
— Number of connectable IO Devices for RT, max.	31
— of which in line, max.	31
— Activation/deactivation of IO Devices	Yes
— Number of IO Devices that can be simultaneously activated/deactivated, max.	8
— Updating time	The minimum value of the update time also depends on the communication component set for PROFINET IO, on the number of IO devices and the quantity of configured user data.
Update time for IRT	
— for send cycle of 1 ms	1 ms to 16 ms
— for send cycle of 2 ms	2 ms to 32 ms
— for send cycle of 4 ms	4 ms to 64 ms
Update time for RT	
— for send cycle of 1 ms	1 ms to 512 ms
— for send cycle of 2 ms	2 ms to 512 ms
— for send cycle of 4 ms	4 ms to 512 ms
PROFINET IO Device	
Services	
— PG/OP communication	Yes; encryption with TLS V1.3 pre-selected
— Isochronous mode	No
— IRT	Yes
— PROFIenergy	Yes; per user program
— Shared device	Yes
— Number of IO Controllers with shared device, max.	2
Protocols	
Supports protocol for PROFINET IO	Yes
PROFIsafe	No
PROFIBUS	No
OPC UA	Yes; OPC UA Server
AS-Interface	No
Protocols (Ethernet)	
• TCP/IP	Yes
• DHCP	Yes
• SNMP	Yes
• DCP	Yes
• LLDP	Yes
Number of connections	
• Number of connections, max.	128; via integrated interfaces of the CPU and connected CPs / CMs
• Number of connections reserved for ES/HMI/web	10
• Number of connections via integrated interfaces	88
• Number of S7 routing paths	16

Redundancy mode	
Media redundancy	
— MRP	Yes; as MRP redundancy manager and/or MRP client
— MRPD	Yes; Requirement: IRT
— Number of stations in the ring, max.	50
SIMATIC communication	
• PG/OP communication	Yes; encryption with TLS V1.3 pre-selected
• S7 routing	Yes
• S7 communication, as server	Yes
• S7 communication, as client	Yes; only PUT/GET
• User data per job, max.	See online help (S7 communication, user data size)
Open IE communication	
• TCP/IP	Yes
— Data length, max.	64 kbyte
— several passive connections per port, supported	Yes
• ISO-on-TCP (RFC1006)	Yes
— Data length, max.	64 kbyte
• UDP	Yes
— Data length, max.	2 kbyte; 1 472 bytes for UDP broadcast
• DHCP	Yes
• DNS	Yes
• SNMP	Yes
• DCP	Yes
• LLDP	Yes
• Encryption	Yes; Optional
Web server	
• supported	Yes
• HTTPS	Yes
• web API	Yes
— Number of sessions, max.	30
— HTTP request body, max.	131 072 byte
• User-defined websites	Yes
OPC UA	
• Runtime license required	Yes; "Basic" license required
• OPC UA Server	Yes; data access (read, write, subscribe), method call, runtime license required
— Application authentication	Yes
— Security policies	available security policies: None, Basic128Rsa15, Basic256Rsa15, Basic256Sha256, Aes128Sha256RsaOaep, Aes256Sha256RsaPss
— User authentication	"anonymous" or by user name & password
— Number of sessions, max.	10
— Number of subscriptions per session, max.	5
— Sampling interval, min.	100 ms
— Publishing interval, min.	200 ms
— Number of server methods, max.	20
— Number of monitored items, recommended max.	1 000
— Number of server interfaces, max.	2
— Number of nodes for user-defined server interfaces, max.	2 000
Further protocols	
• MODBUS	Yes; MODBUS RTU/TCP
Communication functions	
S7 communication	
• supported	Yes
• as server	Yes
• as client	Yes
• User data per job, max.	See online help (S7 communication, user data size)
Number of connections	
• overall	PG Connections: 4 reserved; HMI Connections: 4 reserved / 82 max; S7 Connections: 78 max; Open User Connections: 78 max; Web Connections: 2 reserved / 80 max; Total Connections: 10 reserved / 88 max

S7 message functions	
Number of login stations for message functions, max.	32
number of subscriptions, max.	250
number of tags/attributes for subscriptions, max.	2 000
Program alarms	Yes
Number of configurable program messages, max.	5 000
Number of loadable program messages in RUN, max.	2 500
Number of simultaneously active program alarms	
• Number of program alarms	600
• Number of alarms for system diagnostics	100
• Number of alarms for motion technology objects	160
Test commissioning functions	
Status block	Yes; Up to 8 simultaneously (in total across all ES clients)
Single step	No
Profiling	Yes
Status/control	
• Status/control variable	Yes
• Variables	Inputs/outputs, memory bits, DBs, distributed I/Os, timers, counters
• Number of variables, max.	
— of which status variables, max.	200; per job
— of which control variables, max.	200; per job
Forcing	
• Forcing	Yes
• Forcing, variables	Peripheral inputs/outputs
• Number of variables, max.	200
Diagnostic buffer	
• present	Yes
• Number of entries, max.	500
— of which powerfail-proof	100
Traces	
• Number of configurable Traces	4
• Memory size per trace, max.	512 kbyte
Interrupts/diagnostics/status information	
Diagnostics indication LED	
• RUN/STOP LED	Yes
• ERROR LED	Yes
• MAINT LED	Yes
Supported technology objects	
Motion Control	Yes
• Number of available Motion Control resources for technology objects	800
• Required Motion Control resources	
— per speed-controlled axis	40
— per positioning axis	80
— per synchronous axis	160
— per external encoder	80
— per output cam	20
— per cam track	160
— per probe	40
• Number of available Extended Motion Control resources for technology objects	40
• Required Extended Motion Control resources	
— per cam (1 000 points and 50 segments)	2
— for each set of kinematics	30
• kinematics functions	
— kinematics with up to 4 interpolating axes	Yes
— kinematics with 5 or more interpolating axes	No
— user-defined kinematics	No
— SIMATIC Safe Kinematics	No

<ul style="list-style-type: none"> Positioning axis <ul style="list-style-type: none"> Number of positioning axes at motion control cycle of 4 ms (typical value) Number of positioning axes at motion control cycle of 8 ms (typical value) 	10
10	
Integrated Functions	
Counter	Yes
<ul style="list-style-type: none"> Number of counters Counting frequency, max. 	8 100 kHz; Ia.0 to Ia.5: 100 kHz (80 kHz in quadrature mode), Ia.6 to Ia.7: 30 kHz (20 kHz in quadrature mode)
Frequency measurement	Yes
controlled positioning	Yes
Number of position-controlled positioning axes, max.	8
Number of positioning axes via pulse-direction interface	Up to 4 with SB 1222
PID controller	Yes
Number of pulse outputs	8; individually assigned to CPU and Signal Board
Limit frequency (pulse)	100 kHz
Potential separation	
Potential separation digital inputs	
<ul style="list-style-type: none"> Potential separation digital inputs between the channels Number of potential groups 	Yes; field side to logic: 707 V DC (type test) No 1
Potential separation digital outputs	
<ul style="list-style-type: none"> Potential separation digital outputs between the channels Number of potential groups 	Yes No 1
EMC	
Interference immunity against discharge of static electricity	
<ul style="list-style-type: none"> Interference immunity against discharge of static electricity acc. to IEC 61000-4-2 <ul style="list-style-type: none"> Test voltage at air discharge Test voltage at contact discharge 	Yes 8 kV 6 kV
Interference immunity to cable-borne interference	
<ul style="list-style-type: none"> Interference immunity on supply lines acc. to IEC 61000-4-4 Interference immunity on signal cables acc. to IEC 61000-4-4 	Yes Yes
Interference immunity against voltage surge	
<ul style="list-style-type: none"> Interference immunity on supply lines acc. to IEC 61000-4-5 	Yes
Interference immunity against conducted variable disturbance induced by high-frequency fields	
<ul style="list-style-type: none"> Interference immunity against high-frequency radiation acc. to IEC 61000-4-6 	Yes
Emission of radio interference acc. to EN 55 011	
<ul style="list-style-type: none"> Limit class A, for use in industrial areas Limit class B, for use in residential areas 	Yes; Group 1 Yes; When appropriate measures are used to ensure compliance with the limits for Class B according to EN 55011
Degree and class of protection	
IP degree of protection	IP20
Standards, approvals, certificates	
Siemens Eco Profile (SEP)	Siemens EcoTech
CE mark	Yes
UL approval	Yes
cULus	Yes
FM approval	No
RCM (formerly C-TICK)	Yes
KC approval	Yes
Marine approval	Yes
Ecological footprint	
<ul style="list-style-type: none"> environmental product declaration 	Yes; type 2 acc. to ISO 14021
Global warming potential	

— global warming potential, (total) [CO2 eq]	61.1 kg
— global warming potential, (during production) [CO2 eq]	12.4 kg
— global warming potential, (during operation) [CO2 eq]	49.2 kg
— global warming potential, (after end of life cycle) [CO2 eq]	-0.63 kg

Security

PROFINET Security Class	1
signed firmware update	Yes
Secure Boot	Yes

Ambient conditions

Free fall

- Fall height, max. 0.3 m; five times, in product package

Ambient temperature during operation

- min. -20 °C; No condensation
- max. 40 °C; at max. voltages and max. specifications
- horizontal installation, min. -20 °C; No condensation
- horizontal installation, max. 60 °C; at rated voltages, 50 % of max. specification and alternate IO active
- vertical installation, min. -20 °C; No condensation
- vertical installation, max. 50 °C; at rated voltages, 50 % of max. specification and alternate IO active

Ambient temperature during storage/transportation

- min. -40 °C
- max. 70 °C

Air pressure acc. to IEC 60068-2-13

- Operation, min. 540 hPa
- Operation, max. 1 140 hPa
- Storage/transport, min. 540 hPa
- Storage/transport, max. 1 140 hPa

Altitude during operation relating to sea level

- Installation altitude, min. -1 000 m
- Installation altitude, max. 5 000 m; Restrictions for installation altitudes > 2 000 m, see manual

Relative humidity

- Operation, max. 95 %; no condensation

Vibrations

- Vibration resistance during operation acc. to IEC 60068-2-6 3.5 mm from 5 - 8.4 Hz, 1g from 8.4 - 150 Hz
- Operation, tested according to IEC 60068-2-6 Yes

Shock testing

- tested according to IEC 60068-2-27 Yes; IEC 68, Part 2-27 half-sine: strength of the shock 15 g (peak value), duration 11 ms

Pollutant concentrations

- SO2 at RH < 60% without condensation SO2: < 0.5 ppm; H2S: < 0.1 ppm; RH < 60 % condensation-free

Configuration

Programming

Programming language

— LAD	Yes
— FBD	Yes
— SCL	Yes

Know-how protection

- User program protection/password protection Yes
- Copy protection No
- Block protection Yes

Access protection




- protection of confidential configuration data Yes
- Protection level: Write protection Yes
- Protection level: Read/write protection Yes
- Protection level: Complete protection Yes
- User administration Yes; device-wide and centralized
- Number of users 100

• Number of groups	100
• Number of roles	50
Cycle time monitoring	
• adjustable	Yes
Dimensions	
Width	70 mm
Height	125 mm
Depth	100 mm
Weights	
Weight, approx.	319 g

Classifications			
		Version	Classification
	eClass	14	27-24-22-07
	eClass	12	27-24-22-07
	eClass	9.1	27-24-22-07
	eClass	9	27-24-22-07
	eClass	8	27-24-22-07
	eClass	7.1	27-24-22-07
	eClass	6	27-24-22-07
	ETIM	10	EC000236
	ETIM	9	EC000236
	ETIM	8	EC000236
	ETIM	7	EC000236
	IDEA	4	3565
	UNSPSC	15	32-15-17-05

Approvals / Certificates






General Product Approval

[Miscellaneous](#)

[Manufacturer Declaration](#)

[China RoHS](#)

General Product Approval	EMV	For use in hazardous locations
 RCM	TUEV 	 UL  IECEX  UL

For use in hazardous locations	Test Certificates	Maritime application	Environment
CCC-Ex	Type Test Certificates/Test Report	 ABS  DNV  LRS	 EPD

Environment	Industrial Communication
	PROFINET

last modified: 1/27/2026 